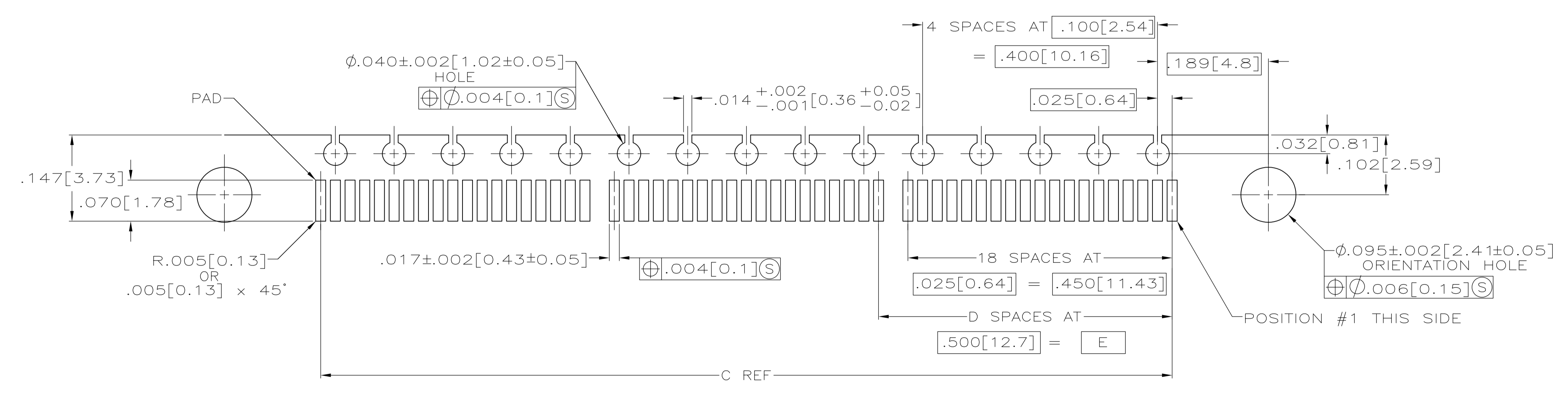
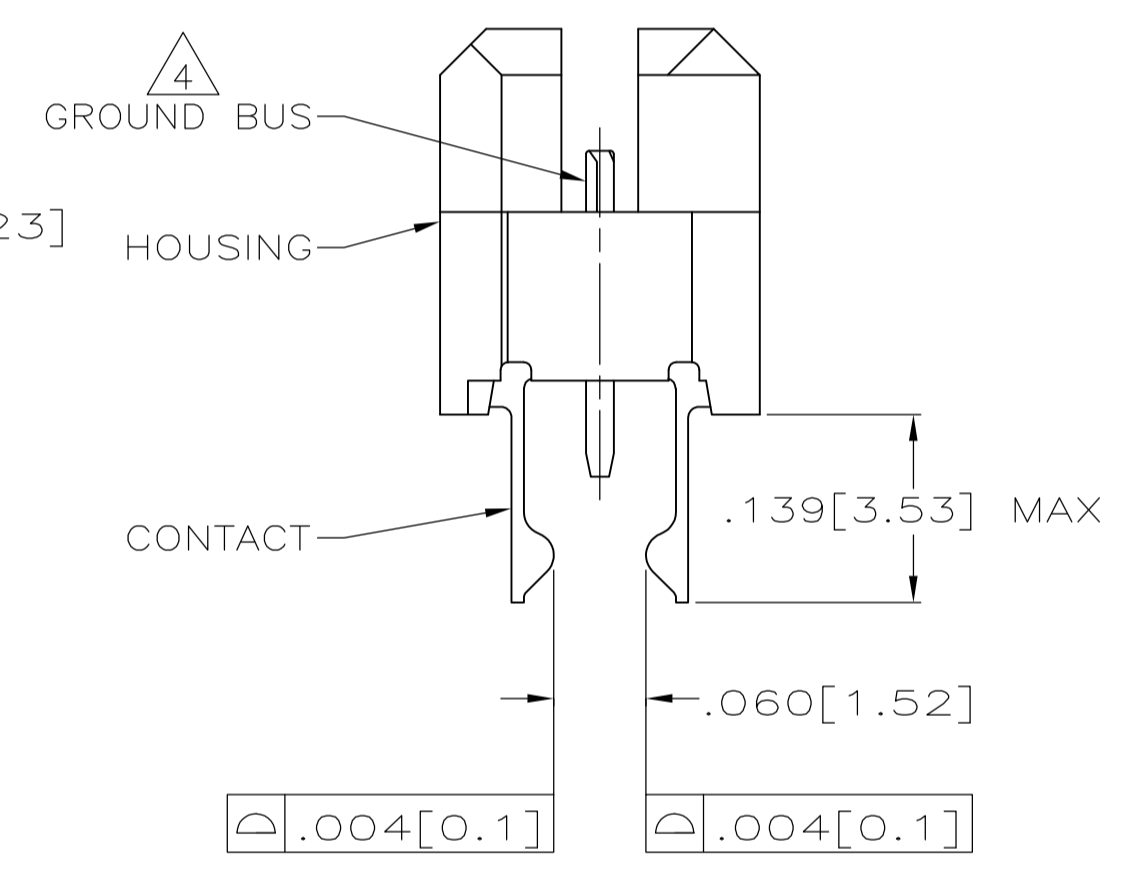
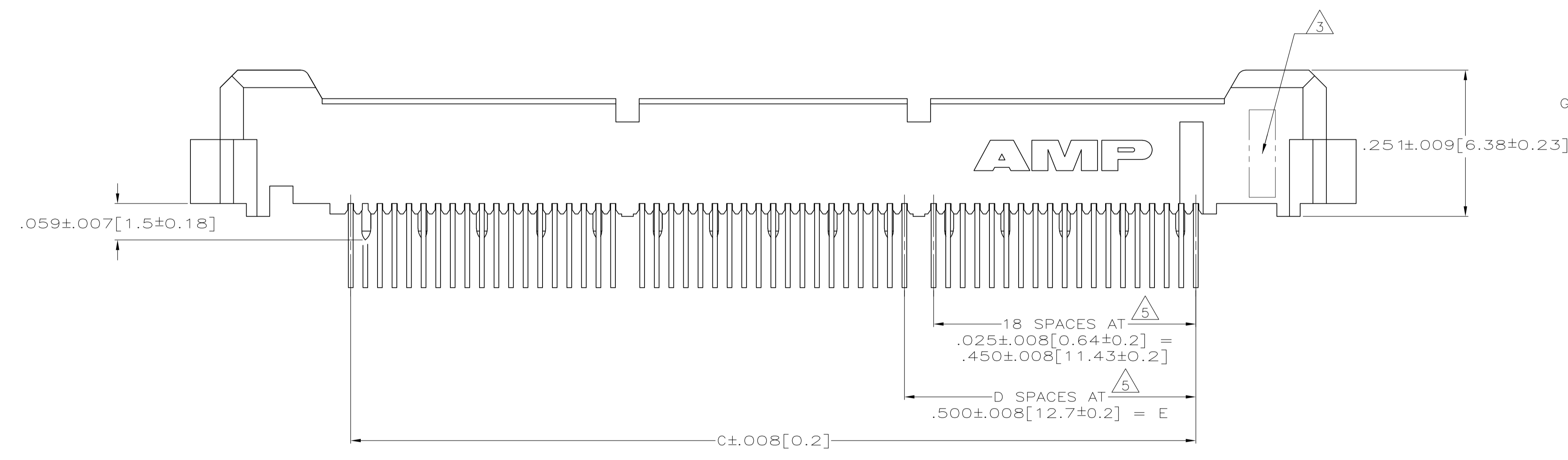
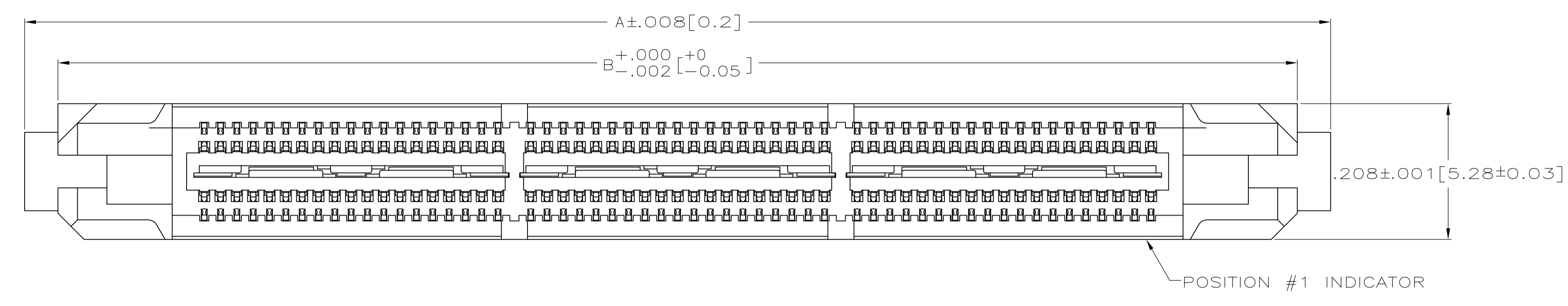


LOC		DIST		REVISIONS				
AD	47	REV	DATE	DESCRIPTION	DATE	BY	APPV	
B3		REVISED PER	19JUL12	ECO-12-007590		KH	MH	

- 1 HOUSING: LIQUID CRYSTAL POLYMER, COLOR BLACK.
CONTACTS: HIGH RELIABILITY COPPER ALLOY.
GROUND BUSES: BRASS, UNS C26000
- 2 CONTACTS & GROUND BUSES: NICKEL UNDERPLATE ALL OVER,
MATING SURFACE PLATED TO MEET LEVEL 1 PERFORMANCE
REQUIREMENTS OF TE PRODUCT SPECIFICATION 108-1422,
SOLDER TAILS PLATED MATTE TIN.
- 3 DATE CODE MARKED IN AREA INDICATED ON SAME SIDE AS
POSITION #1.
- 4 ONE GROUND BUS WITH 5 TAILS PER EACH MODULE.
- 5 TOLERANCE NON-ACCUMULATIVE.



RECOMMENDED PC BOARD LAYOUT
(MIRROR IMAGE ON OPPOSITE SIDE)

E	D	C	B	A	NO OF POS	PART NUMBER
3.000 [76.2]	6	3.450 [87.63]	3.898 [99]	4.000 [101.6]	266	5767006-7
2.500 [63.5]	5	2.950 [74.93]	3.398 [86.31]	3.500 [88.9]	228	5767006-6
2.000 [50.8]	4	2.450 [62.23]	2.898 [73.61]	3.000 [76.2]	190	5767006-5
1.500 [38.1]	3	1.950 [49.53]	2.398 [60.91]	2.500 [63.5]	152	5767006-4
1.000 [25.4]	2	1.450 [36.83]	1.898 [48.21]	2.000 [50.8]	114	5767006-3
.500 [12.7]	1	.950 [24.13]	1.398 [35.51]	1.500 [38.1]	76	5767006-2
.000 [0]	0	.450 [11.43]	.898 [22.81]	1.000 [25.4]	38	5767006-1

THIS DRAWING IS A CONTROLLED DOCUMENT.

DIMENSIONS: INCHES	TOLERANCES UNLESS OTHERWISE SPECIFIED:	APPROVED: D. DIXON 25 OCT 04	NAME: PLUG ASSEMBLY, RIGHT ANGLE, .025[0.64] CENTER LINE, .062[1.57] PCB, MICTOR
0. PLC ± -	1. PLC ± -	DATE: 25 OCT 04	SIZE: A1
2. PLC ± -	3. PLC ± .005(0.13)	DRAWING NO: 114-13088	SCALE: 1:1
4. PLC ANGLES ± -		WEIGHT: -	SHEET 1 OF 1
		CUSTOMER DRAWING	REV B3

STE TE Connectivity